

THANK YOU FOR PURCHASING A GALLUNOPTIMAL SOLDERING IRON. Please read the operating instructions before use and keep them in a safe place easily accessible to all users.

The soldering iron needs to be tested before it leaves the factory, so the soldering tip may cover a small amount of tin, and the casing will be slightly yellowing, which is a normal phenomenon.

WARNUNG

Disregarding the following instructions can lead to serious injury or death of the user.

When the unit is switched on, the soldering tip automatically heats up to the last set temperature. There is a risk of burns on the surfaces!

The device is designed for soldering soft solder with different temperatures. Any other use is not permitted.

Do not touch the metal parts on the tools during operation and immediately after switching off, CAUTION! Danger of burns!

Do not use the device near flammable materials and components.

Use a heat-resistant work surface and keep your workplace clean.

Solders, fluxes and heated materials can develop harmful properties and should be extracted in a controlled manner. Do not inhale these toxic vapours or gases and ensure adequate ventilation.

The device may only be used for operation in dry indoor areas. Protect the device from liquids and moisture, even by possibly wet hands. Otherwise, short circuits and electric shocks could be caused.

Inform other people in the work area that the temperature can be very high during operation. Switch off the unit as soon as the work is finished to avoid danger.

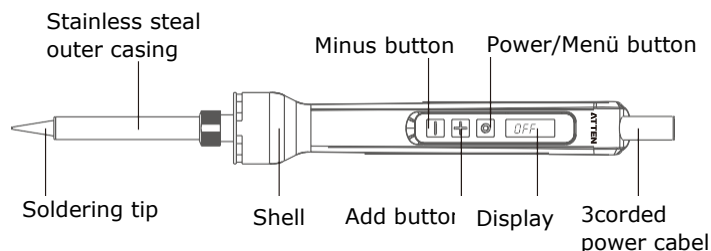
Do not leave the appliance unattended while it is switched on.

After switching off, wait until the heated parts have reached room temperature if you want to touch parts or change parts.

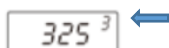
Features	Soldering iron with temperature control / Auto-Standby after 10 minutes / Sleep mode after 20 minutes / Ceramic PTC heating element (3-pole, grounded) / Temperature adjustable via buttons on soldering iron / Ergonomic handle
-----------------	--

Specification	Voltage	Power	Temp. range	Stability	Heater	Heating indication	Temp. unit	Display
	110/240VAC	65W	80-480°C	+/-2°C	PTC	LED	°C/°F	LCD

Turn it on: Plug the power cable into the socket and press Power at the soldering iron.



With the +/- keys 9 different temperature setting ranges can be selected.



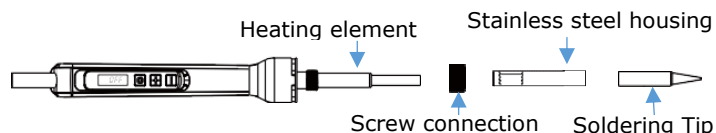
250°C/482°F, 300°C/572°F, 325°C/617°F, 350°C/662°F, 375°C/707°F, 400°C/752°F, 425°C/797°F, 450°C/842°F, 480°C/896°F

press Menü → long → **change Temperatur** → short → **Temperature compensation** → short → **Temperature unit** → short → **Standby** → short → **Working mode**

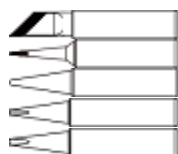
Menu	
Change Temperatur <input text"="" type="text" value="C"/>	press +/- short, °C or °F
Standby <input 158="" 173"="" 42="" 920="" data-label="Text" type="text" value="SLP<sup>0</sup></td> <td>press +/- short, 1=on, 0=off</td> </tr> </tbody> </table> </div> <div data-bbox="/> <p>Während der Aufheizphase blinkt die Power-LED. Unterschiedliche Helligkeit heißt unterschiedliche Leistungsstufe.</p>	

Error messages	
<input type="text" value="H-E"/>	H-E and the soldering iron does not heat means the heating element is defective.
<input type="text" value="S-E"/>	S-E means the sensor or the control unit is defective.

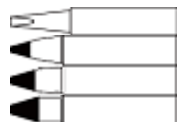
Lötspitzen



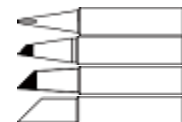
knife shape 7,5mm
 needle-sharp 0,2mm
 pencil point 0,5mm
 chisel form 1,2mm
 chisel form 1,6mm



chisel form 2,4mm
 chisel form 3,2mm
 chisel form 4,6mm
 chisel form 6,5mm



bevelled 0,8 mm
 bevelled 3mm
 bevelled 5mm
 bevelled 6,4mm



EU declaration of conformity according to Low-Voltage Directive 2014/35/EC (Nr. 01-20)

The manufacturer/ distributor

Bräunlich GmbH
 Am Heideberg 26
 06886 Lutherstadt Wittenberg

hereby declares that the following product

Product designation: **GALLUNOPTIMAL** Soldering iron
 Trade name: Trade **GALLUNOPTIMAL** Sprint65
 Model name: **GOSprint65**

fulfills to the provisions of the Low-Voltage Directive 2014/35/EC - including the changes which applied at the time of the declaration.

The following harmonised standards have been applied:

"DIRECTIVE OF THE EUROPEAN PARLIAMENT AND OF THE COUNCIL on the harmonisation of the laws of the Member States relating to electromagnetic compatibility".

The following national or international standards (or parts/clauses of them) and specifications were applied:

EN 55014-1:2017
 EN 55014-2:2015+A1:2018
 EN 61000-3-2:2014
 EN 61000-3-3:2013

Place: Lutherstadt Wittenberg
 Date: 20.4.2020

(Signature) Mr. Tobias Bräunlich, CEO

Tel. +49 (0) 3491/6181-0
 e-mail: info@loet-shop
 www.loet-shop.de

Bräunlich GmbH
 Am Heideberg 26
 D-06886 Lutherstadt Wittenberg